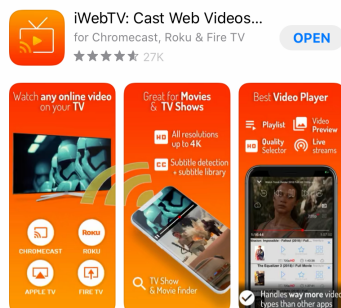


How to Stream RevWell TV to your TV (via iWebTV app)


1. Make sure Streaming Device (Roku, Firestick, Chromecast, Apple TV) is on and connected.
2. Download iWebTV app



3. Open the app. Make sure it's connected to your Streaming Device. It should show at the top beside the address bar. (It will usually show up on your TV at this time, as well)

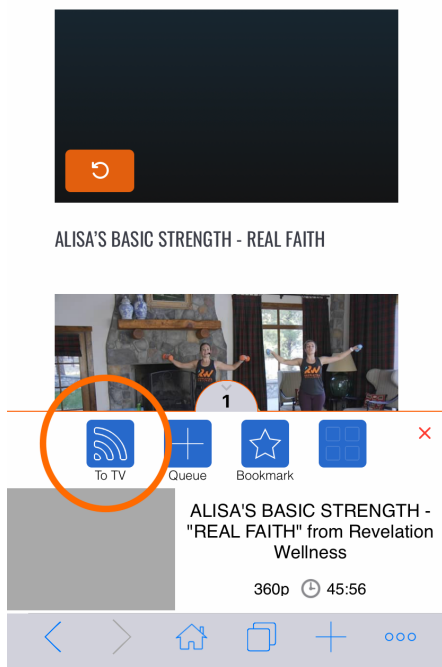


4. At the top of your app, go to www.revelationwellness.org and sign in like normal and go to RevWell TV (you can also use the calendar)...or go to the free workouts www.revelationwellness.org/revwell-tv-gift-workouts/



5. Click on the workout of your choice. Click on the play button. It will scan it to get it ready.

6. Click on the To TV icon. It should now be playing.



7. To exit, you can go to the bottom of the app screen and click on the 3 dots. Then click clear tabs and videos.

